



Retail New Employee Experience

Last 3 months

MY DASHBOARD   CLASSES   LEARNERS   FACILITATORS

121

CLASSES

+4% PREVIOUS PERIOD

65%

AVG OVERALL SCORE

+ 1% PREVIOUS PERIOD

70%

AVG ENGAGEMENT SCORE

- 2% PREVIOUS PERIOD

60%

AVG COMPREHENSION SCORE

+ 4% PREVIOUS PERIOD

18

Topics that many learners completely **skipped**.

14

Topics where majority of **inputs were skipped**.

6

Topics where learners **spent more time** than you anticipated.

11

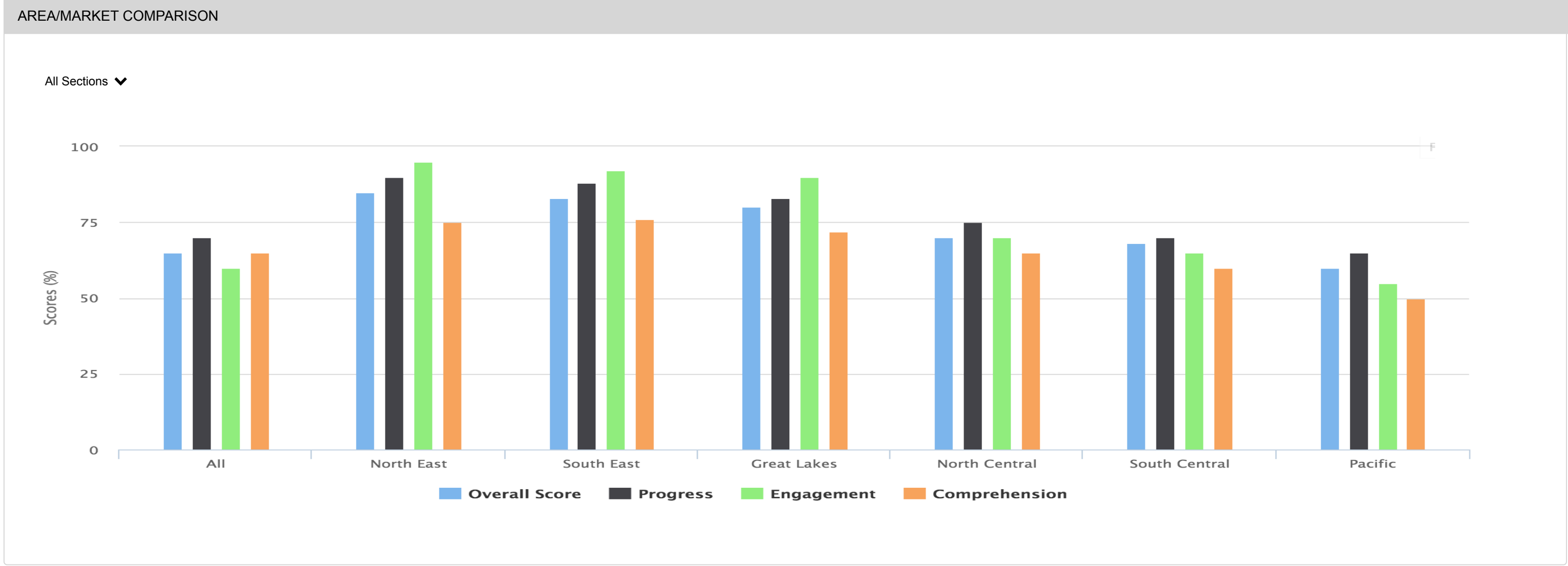
Knowledge checks that many learners **skipped**.

5

Knowledge checks that too many learners **got wrong**.

TOP MODULES	
These were the <b>best performing</b> modules.	
MODULES	AVG OVERALL SCORE
Module Title Goes Here	100%
Module Title Goes Here	95%
Module Title Goes Here Example of a Long...	90%
Module Title Goes Here	85%
Module Title Goes Here	80%
<a href="#">See a ranking of all 35 modules &gt;</a>	

TOP FACILITATORS	
These facilitators had the <b>best performing</b> classes.	
FACILITATORS	AVG OVERALL SCORE
FirstName LastName	100%
FirstName LastName	95%
FirstName LastName	90%
FirstName LastName	85%
FirstName LastName	80%
<a href="#">See a ranking of all 55 facilitators &gt;</a>	





Retail New Emplo

MY DASHBOARD

CLASSES

The total number of classes that used and completed this learning album within the selected time range.

The overall score represents the averaged engagement and comprehension scores for all learners within the selected time range.

The engagement score represents the average number of input text fields and knowledge check questions that learners attempted to answer within the selected time range.

The comprehension score represents the average number of knowledge check questions that learners answered correctly within the selected time range.

121  
CLASSES

+4% PREVIOUS PERIOD

65%  
AVG OVERALL SCORE

+ 1% PREVIOUS PERIOD

70%  
AVG ENGAGEMENT SCORE

- 2% PREVIOUS PERIOD

60%  
AVG COMPREHENSION SCORE

+ 4% PREVIOUS PERIOD

18

Topics that many learners completely **skipped**.

14

Topics where majority of **inputs were skipped**.

6

Topics where learners **spent more time** than you anticipated.

11

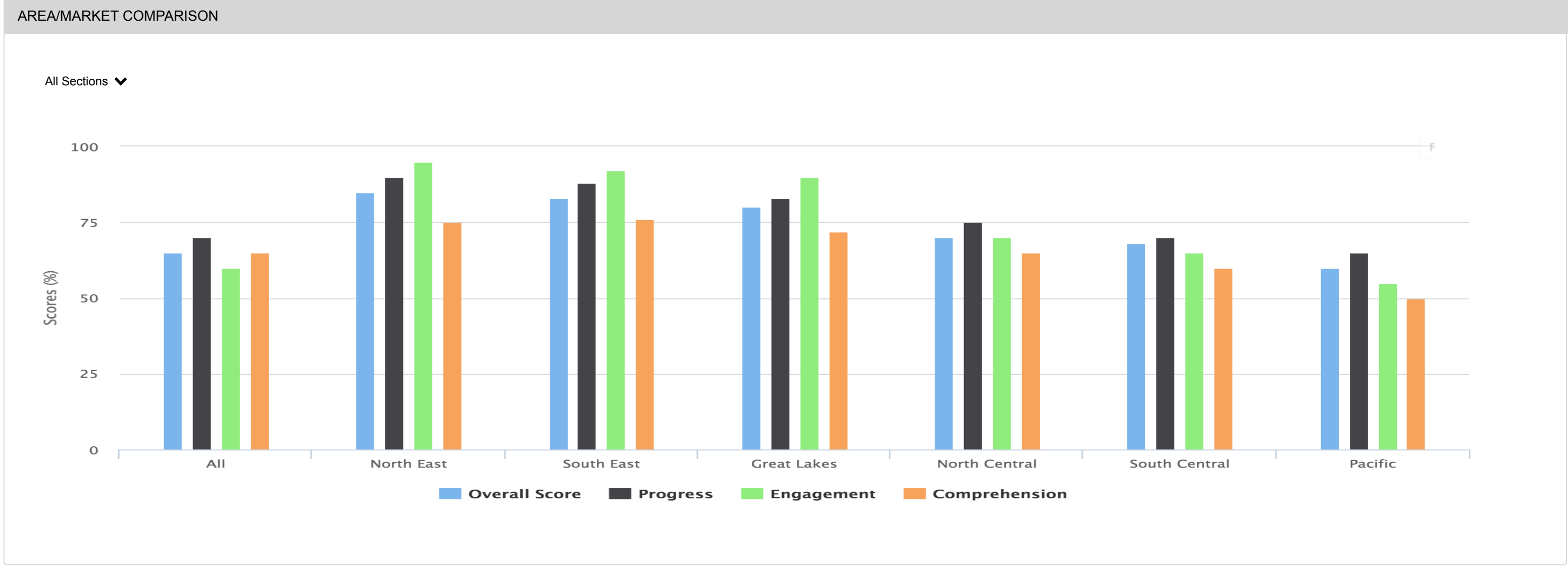
Knowledge checks that many learners **skipped**.

5

Knowledge checks that too many learners **got wrong**.

TOP MODULES	
These were the <b>best performing</b> modules.	
MODULES	AVG OVERALL SCORE
Module Title Goes Here	100%
Module Title Goes Here	95%
Module Title Goes Here Example of a Long...	90%
Module Title Goes Here	85%
Module Title Goes Here	80%
See a ranking of all 35 modules >	

TOP FACILITATORS	
These facilitators had the <b>best performing</b> classes.	
FACILITATORS	AVG OVERALL SCORE
FirstName LastName	100%
FirstName LastName	95%
FirstName LastName	90%
FirstName LastName	85%
FirstName LastName	80%
See a ranking of all 55 facilitators >	



# Retail New Employee Experience

## SKIPPED TOPICS

Many learners skipped these topics. You should revise these topics to increase their value or remove them altogether.

TOPICS							
		AVERAGE PERCENTAGE OF LEARNERS WHO VIEWED					
TOPIC	ALL	NORTH EAST	SOUTH EAST	GREAT LAKES	NORTH CENTRAL	SOUTH CENTRAL	PACIFIC
Topic Title Goes Here MODULE: Module Title	0%	0%	0%	0%	0%	0%	0%
Topic Title Goes Here MODULE: Module Title	3%	2%	2%	2%	2%	2%	2%
Topic Title Goes Here Example of a Long Title MODULE: Module Title	4%	6%	6%	6%	6%	6%	6%
Topic Title Goes Here MODULE: Module Title	5%	2%	2%	2%	2%	2%	2%
Topic Title Goes Here MODULE: Module Title	7%	8%	8%	8%	8%	8%	8%

# Retail New Employee Experience

## DURATION DISCREPANCY

-254 mins

You've **over-estimated** the amount of time learners spend in your album by **254 minutes**. Revise your estimates down to give your audience a more realistic estimate.

TOPICS							
AVERAGE PERCENTAGE OF LEARNERS WHO VIEWED							
TOPIC	ALL	NORTH EAST	SOUTH EAST	GREAT LAKES	NORTH CENTRAL	SOUTH CENTRAL	PACIFIC
Topic Title Goes Here MODULE: Module Title	0%	0%	0%	0%	0%	0%	0%
Topic Title Goes Here MODULE: Module Title	3%	2%	2%	2%	2%	2%	2%
Topic Title Goes Here Example of a Long Title MODULE: Module Title	4%	6%	6%	6%	6%	6%	6%
Topic Title Goes Here MODULE: Module Title	5%	2%	2%	2%	2%	2%	2%
Topic Title Goes Here MODULE: Module Title	7%	8%	8%	8%	8%	8%	8%



# Retail New Employee Experience

## SKIPPED INPUTS

A majority of learners didn't answer open inputs in these topics. The topics with the most skipped inputs are sorted to the top by default. You should revise these topics to increase their value or reduce the number of inputs.

TOPICS							
AVERAGE NUMBER OF TEXT QUESTIONS ANSWERED							
TOPIC	ALL AVG	NORTH EAST	SOUTH EAST	GREAT LAKES	NORTH CENTRAL	SOUTH CENTRAL	PACIFIC
Topic Title Goes Here MODULE: Module Title	0 / 10	1 / 10	1 / 10	0 / 10	0 / 10	0 / 10	0 / 10
Topic Title Goes Here MODULE: Module Title	0 / 9	0 / 9	1 / 9	2 / 9	0 / 9	1 / 9	1 / 9
Topic Title Goes Here Example of a Long Title MODULE: Module Title	1 / 8	2 / 8	0 / 8	1 / 8	0 / 8	1 / 8	1 / 8
Topic Title Goes Here MODULE: Module Title	2 / 7	2 / 7	1 / 7	2 / 7	1 / 7	2 / 7	2 / 7
Topic Title Goes Here MODULE: Module Title	3 / 7	1 / 7	2 / 7	4 / 7	1 / 7	3 / 7	3 / 7

# Retail New Employee Experience

## SKIPPED KNOWLEDGE CHECKS

At least 50% of learners skipped these questions and may not find them useful or important. You should revise or remove these questions to improve comprehension scores.

KNOWLEDGE CHECKS							
AVERAGE PERCENTAGE OF LEARNERS WHO ANSWERED							
QUESTION	ALL AVG	NORTH EAST	SOUTH EAST	GREAT LAKES	NORTH CENTRAL	SOUTH CENTRAL	PACIFIC
Knowledge check question text... Module Title / Topic Title	5%	0%	0%	0%	0%	0%	0%
Knowledge check question text... Module Title / Topic Title	16%	2%	2%	2%	2%	2%	2%
Knowledge check question text... Module Title / Topic Title	17%	6%	6%	6%	6%	6%	6%
Knowledge check question text... Module Title / Topic Title	22%	2%	2%	2%	2%	2%	2%
Knowledge check question text... Module Title / Topic Title	25%	8%	8%	8%	8%	8%	8%

# Retail New Employee Experience

## INCORRECT KNOWLEDGE CHECKS

Less than 50% of learners answered these questions correctly. They may be too hard, poorly worded or not supported by the content. Consider revising or removing them to improve comprehension scores.

KNOWLEDGE CHECKS							
AVERAGE PERCENTAGE OF LEARNERS WHO ANSWERED CORRECTLY							
QUESTION	ALL AVG	NORTH EAST	SOUTH EAST	GREAT LAKES	NORTH CENTRAL	SOUTH CENTRAL	PACIFIC
Knowledge check question text... Module Title / Topic Title	22%	0%	0%	0%	0%	0%	0%
Knowledge check question text... Module Title / Topic Title	31%	2%	2%	2%	2%	2%	2%
Knowledge check question text... Module Title / Topic Title	35%	6%	6%	6%	6%	6%	6%
Knowledge check question text... Module Title / Topic Title	40%	2%	2%	2%	2%	2%	2%
Knowledge check question text... Module Title / Topic Title	47%	8%	8%	8%	8%	8%	8%

# Retail New Employee Experience

## MODULE RANKING

This is a ranking of all **35 modules** in this album. The best performing modules are sorted to the top by default.  
Resort the ALL AVG column to see facilitators with the lowest performing classes.

MODULES							
		AVERAGE OVERALL SCORE					
TOPIC ▼	ALL AVG ▼	NORTH EAST ▼	SOUTH EAST ▼	GREAT LAKES ▼	NORTH CENTRAL ▼	SOUTH CENTRAL ▼	PACIFIC ▼
Module Title Goes Here SECTION: Section Title	99%	99%	99%	0 / 10	0 / 10	0 / 10	0 / 10
Module Title Goes Here SECTION: Section Title	95%	95%	95%	2 / 9	0 / 9	1 / 9	1 / 9
Module Title Goes Here SECTION: Section Title	90%	90%	0 / 8	1 / 8	0 / 8	1 / 8	1 / 8
Module Title Goes Here SECTION: Section Title	85%	85%	1 / 7	2 / 7	1 / 7	2 / 7	2 / 7
Module Title Goes Here SECTION: Section Title	80%	80%	2 / 7	4 / 7	1 / 7	3 / 7	3 / 7

# Retail New Employee Experience

MY DASHBOARD

CLASSES

LEARNERS

FACILITATORS

## Module Title Goes Here

Section: Section Title

This was the **third lowest performing** module in this learning album.

OVERALL

40%

CLASS AVG

ENGAGEMENT

45%

CLASS AVG

COMPREHENSION

35%

CLASS AVG

TOPIC PERFORMANCE						
TOPICS ▼	AVERAGE ENGAGEMENT			AVG COMPREHENSION		
	ACTUAL MINS ▼	ESTIMATE ▼	DIFF ▼	INPUTS ANSWERED ▼	KCs ANSWERED ▼	KC SCORES ▼
Topic Title Goes Here	1	5	-4	0 / 5	--	--
Topic Title Goes Here	2	3	-1	4 / 5	--	--
Really Super Long Topic Title...	.5	2	-1.5	3 / 5	--	--
Topic Title Goes Here	0	0	0	0 / 5	2 / 5	35%
Totals	3.5	10	-6.5	7 / 20	2 / 5	35%



# Retail New Employee Experience

MY DASHBOARD

CLASSES

LEARNERS

FACILITATORS

ret68

13 Learners | Pacific | 10/5/15 - 10/7/15

OVERALL

65%  
ALL CLASS AVG 70%

ENGAGEMENT

70%  
ALL CLASS AVG 70%

COMPREHENSION

60%  
ALL CLASS AVG 70%

## LEARNERS

STRUGGLED (3)PERFORMED (11)EXCEEDED (2)

These learners struggled compared to their classmates.

LEARNER	CLASS RANK	OVERALL SCORE ▾	ENGAGEMENT ▾	COMPREHENSION ▾	NOTES
Lorri Freifeld	10 of 12	67%	67%	67%	
Jessica Audronis	11 of 12	49%	50%	58%	
Anat Kedem	12 of 12	40%	40%	40%	

## MODULE PERFORMANCE

These were the class's **best performing** modules.

MODULES	OVERALL SCORE
Module Title Goes Here Section: Section Title	100%
Module Title Goes Here Section: Section Title	95%
Module Title Goes Here Example of a Long... Section: Section Title	90%
Module Title Goes Here Section: Section Title	85%
Module Title Goes Here Section: Section Title	80%

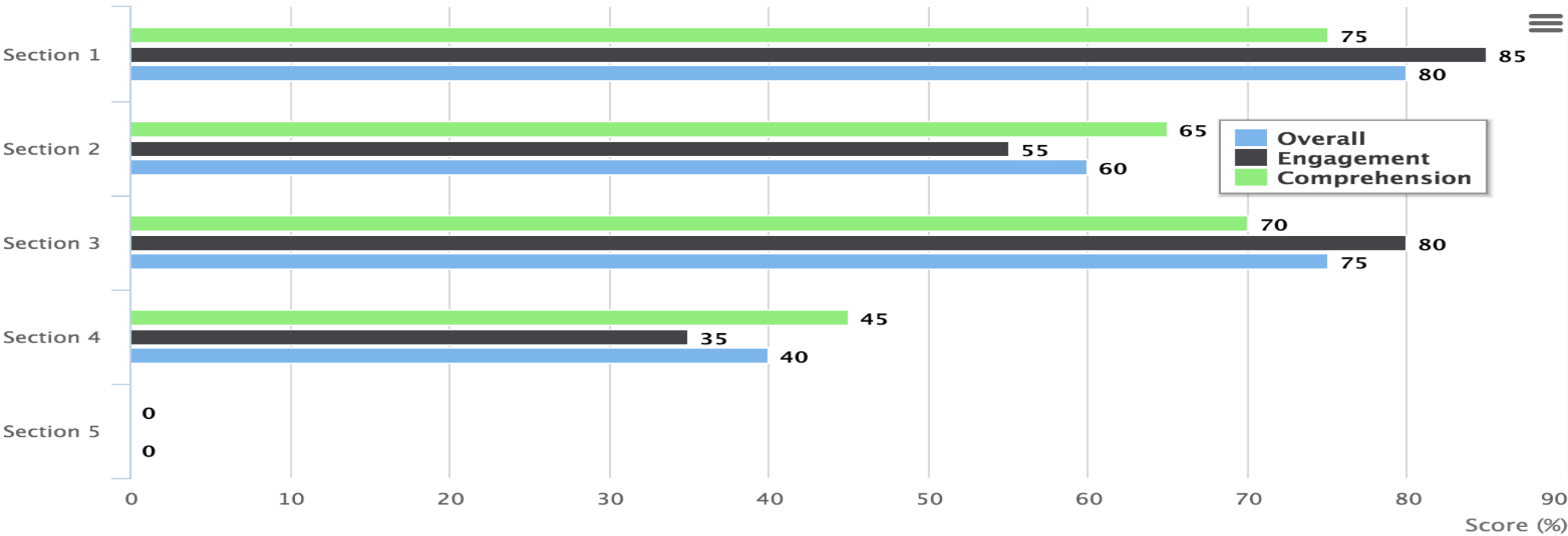
These were the class's **lowest performing** modules.

MODULES	OVERALL SCORE
Module Title Goes Here Section: Section Title	5%
Module Title Goes Here Section: Section Title	10%
Module Title Goes Here Example of a Long... Section: Section Title	15%
Module Title Goes Here Section: Section Title	20%
Module Title Goes Here Section: Section Title	25%

See a ranking of all 35 modules >

## TOTAL CONTENT PERFORMANCE

Section Title / Module Title



# Retail New Employee Experience

< CLASS DETAILS

Class ret68

## CLASS MODULE RANKING

This is a class ranking of all **35 modules** in this album.

MODULES							
TOPIC ▼	ALL AVG ▼	NORTH EAST ▼	SOUTH EAST ▼	GREAT LAKES ▼	NORTH CENTRAL ▼	SOUTH CENTRAL ▼	PACIFIC ▼
Module Title Goes Here SECTION: Section Title	99%	99%	99%	0 / 10	0 / 10	0 / 10	0 / 10
Module Title Goes Here SECTION: Section Title	95%	95%	95%	2 / 9	0 / 9	1 / 9	1 / 9
Module Title Goes Here SECTION: Section Title	90%	90%	0 / 8	1 / 8	0 / 8	1 / 8	1 / 8
Module Title Goes Here SECTION: Section Title	85%	85%	1 / 7	2 / 7	1 / 7	2 / 7	2 / 7
Module Title Goes Here SECTION: Section Title	80%	80%	2 / 7	4 / 7	1 / 7	3 / 7	3 / 7

Retail New Employee Experience

MY DASHBOARDCLASSESLEARNERSFACILITATORS

← CLASS DETAILS  
Class ref68

Module Title Goes Here

Section: Section Title

OVERALL

5%  
CLASS AVG

ENGAGEMENT

3%  
CLASS AVG

COMPREHENSION

0%  
CLASS AVG

TOPIC PERFORMANCE						
TOPICS ▼	ENGAGEMENT AVERAGES			COMPREHENSION AVERAGES		
	ACTUAL MINS ▼	ESTIMATE ▼	DIFF ▼	INPUTS ANSWERED ▼	KCs ANSWERED ▼	KC SCORES ▼
Topic Title Goes Here	1	5	-4	0 / 5	--	--
Topic Title Goes Here	2	3	-1	4 / 5	--	--
Really Super Long Topic Title...	.5	2	-1.5	3 / 5	--	--
Topic Title Goes Here	0	0	0	0 / 5	0 / 5	0% correct
Totals	3.5	10	-6.5	7 / 20	0 / 5	0% correct

 Last 3 months

**1,234 learners** used this album within the last three months.

Learners

STRUGGLED (3)PERFORMED (11)EXCEEDED (2)

These learners scored in the performing or average range.

Learners	Learner Score ▾	Class Avg ▾	Difference ▾	Market/Area ▾	Class ID ▾	End Date ▾	Facilitators ▾	Notes
<a href="#">First Name LastName</a>	95%	90%	+5%	NORTH EAST	<a href="#">ret87</a>	10/1/15	Jon Snow + 2 others	
<a href="#">First Name LastName</a>	85%	83%	+2%	NORTH EAST	<a href="#">76ry4</a>	10/7/15	Jon Snow + 2 others	
<a href="#">First Name LastName</a>	55%	55%	0%	NORTH EAST	<a href="#">iu98e</a>	9/23/15	Jon Snow + 2 others	
<a href="#">First Name LastName</a>	52%	55%	-3%	NORTH EAST	<a href="#">xa223</a>	10/30/15	Jon Snow + 2 others	
<a href="#">First Name LastName</a>	70%	75%	-5%	NORTH EAST	<a href="#">ali90</a>	9/1/15	Jon Snow + 2 others	

< 1 OF 19 >

Retail New Employee Experience

MY DASHBOARDCLASSESLEARNERSFACILITATORS

Lorri Freifeld

Lori's overall score was **52%**, **13% lower** than the average for class **ret87**.

OVERALL: **STRUGGLED**

52%

CLASS AVG 65%

ENGAGEMENT: **LOW**

48%

CLASS AVG 65%

COMPREHENSION: **AVERAGE**

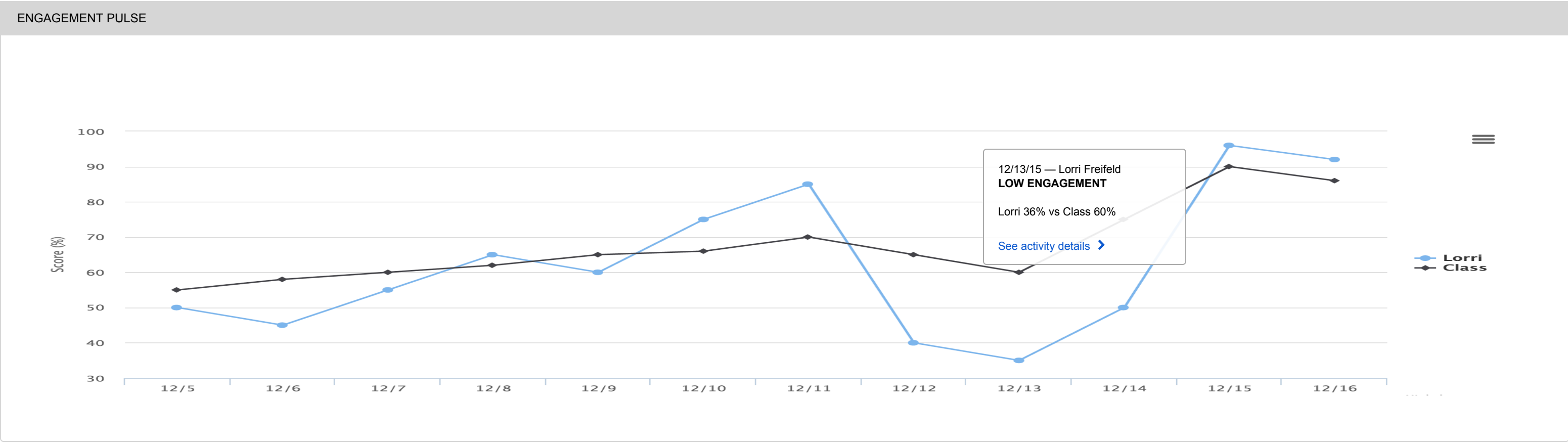
59%

CLASS AVG 65%

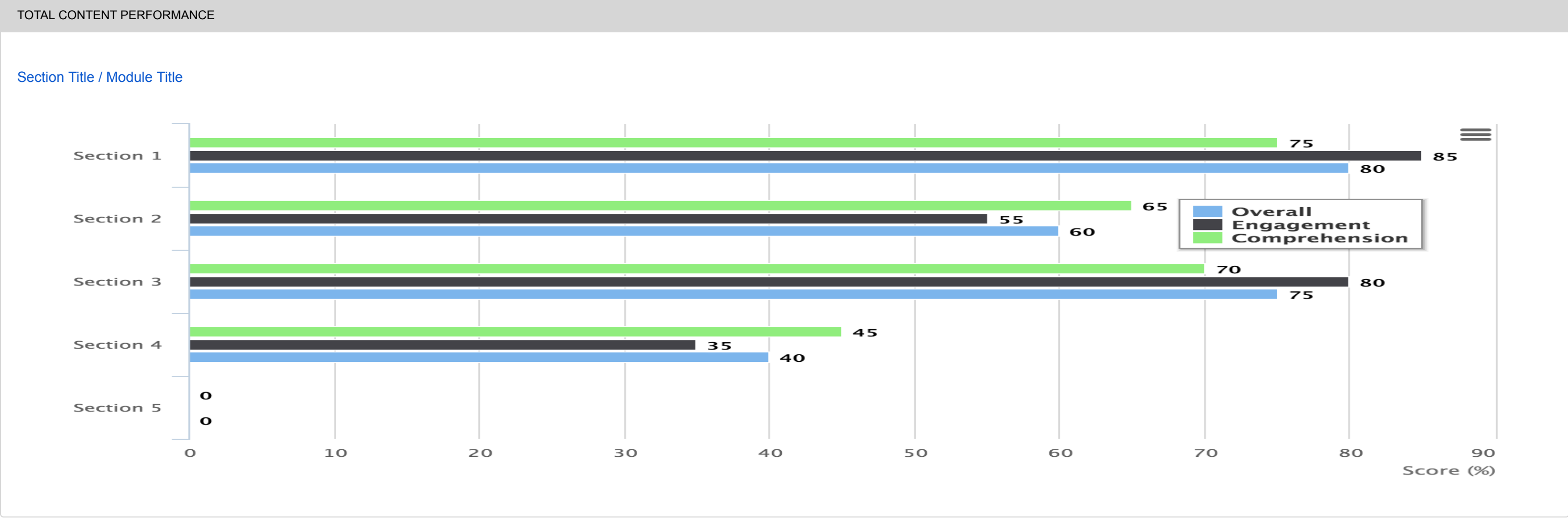
FACILITATOR NOTES :: 9/16/15 Andrew Bishop

I talked to Lorri about the situation. Her manager was asking her to help out on the floor, which is why she hasn't made as much progress with her learning. I also followed up with her manager to express the importance of getting Lorri to finish her work. He agreed to help her accomplish this.

See 2 older notes



MODULE PERFORMANCE			
These were Lorri's <b>best performing</b> modules compared to the class average.			
MODULES	LORRI'S SCORE	CLASS AVG	DIFFERENCE
Module Title Goes Here Section: Section Title	65%	60%	+5%
Module Title Goes Here Section: Section Title	55%	55%	0%
Module Title Goes Here Example of a Long... Section: Section Title	53%	58%	-5%
Module Title Goes Here Section: Section Title	60%	66%	-6%
Module Title Goes Here Section: Section Title	35%	45%	-10%
These were Lorri's <b>worst performing</b> modules compared to the class average.			
MODULES	LORRI'S SCORE	CLASS AVG	DIFFERENCE
Module Title Goes Here Section: Section Title	5%	60%	-55%
Module Title Goes Here Section: Section Title	10%	55%	-45%
Module Title Goes Here Example of a Long... Section: Section Title	20%	58%	-38%
Module Title Goes Here Section: Section Title	36%	66%	-30%
Module Title Goes Here Section: Section Title	35%	45%	-10%
See a ranking of all 35 modules >			



# Retail New Employee Experience

MY DASHBOARD

CLASSES

LEARNERS

FACILITATORS

< LEARNER PROFILE

Lorri Freifeld

Lorri Freifeld

12/13/15

DAY OVERALL

24%

CLASS AVG 70%

ENGAGEMENT

36%

CLASS AVG 60%

COMPREHENSION

10%

CLASS AVG 80%

DAILY PERFORMANCE								
Select a topic title to view Lorri's answers in the learning album.								
		ENGAGEMENT					COMPREHENSION	
TOPICS ▼	LEVEL ▼	ACTUAL MINS ▼	ESTIMATE ▼	DIFF ▼	INPUTS ANSWERED ▼	KCs ANSWERED ▼	LEVEL ▼	KC SCORES ▼
Topic Title Goes Here <small>Module Title Here</small>	Low	1	5	-4	0 / 5	--	--	--
Topic Title Goes Here <small>Module Title Here</small>	Average	2	3	-1	4 / 5	--	--	--
Really Super Long Topic Title... <small>Module Title Here</small>	Low	.5	2	-1.5	3 / 5	--	--	--
Topic Title Goes Here <small>Module Title Here</small>	None	0	0	0	0 / 5	0 / 5	Low	10% correct
Totals	Low	3.5	10	-6.5	7 / 20	0 / 5	Low	10% correct

# Retail New Employee Experience

[LEARNER PROFILE](#)

## LEARNER MODULE RANKING

This is Lori Friefeld's ranking of all **35 modules** in this album.

MODULES				
TOPIC ▼	LORI'S AVG ▼	CLASS AVG ▼	DIFFERENCE ▼	ALL CLASSES ▼
Module Title Goes Here SECTION: Section Title	99%	99%	0%	99%
Module Title Goes Here SECTION: Section Title	95%	90%	+5%	95%
Module Title Goes Here SECTION: Section Title	90%	98%	-8%	90%
Module Title Goes Here SECTION: Section Title	82%	85%	-3%	90%
Module Title Goes Here SECTION: Section Title	80%	60%	+20%	90%

# Retail New Employee Experience

MY DASHBOARD

CLASSES

LEARNERS

FACILITATORS

< LEARNER PROFILE

Lorri Freifeld

Module Title Goes Here

Lorri Freifeld

OVERALL: **STRUGGLED**

8%

CLASS AVG 65%

ENGAGEMENT

36%

CLASS AVG 65%

COMPREHENSION

0%

CLASS AVG 65%

TOPIC PERFORMANCE						
Select a topic title to view Lorri's answers in the learning album.						
TOPICS ▼	ENGAGEMENT					COMPREHENSION
	ACTUAL MINS ▼	ESTIMATE ▼	DIFF ▼	INPUTS ANSWERED ▼	KCs ANSWERED ▼	KC SCORES ▼
	Topic Title Goes Here	1	5	-4	0 / 5	--
	Topic Title Goes Here	2	3	-1	4 / 5	--
	Really Super Long Topic Title...	.5	2	-1.5	3 / 5	--
	Topic Title Goes Here	0	0	0	0 / 5	0 / 5
Totals		3.5	10	-6.5	7 / 20	0 / 5

# Retail New Employee Experience

## FACILITATORS

**54 facilitators** delivered classes within the last three months. Facilitators with the best average overall class score are sorted to the top of the table by default. Resort the AVG CLASS SCORE column to see facilitators with the lowest performing classes.

FACILITATORS					
RANK	FACILITATOR ▼	AVG CLASS SCORE ▼	AREA/MARKET ▼	# OF CLASSES ▼	# OF LEARNERS ▼
1	Don Johnson	98%	NORTH EAST	6	65
2	Jon Snow	95%	NORTH CENTRAL	5	60
3	Kermit the Frog	91%	SOUTH CSFO	8	70
4	Killer Mike	84%	PACIFIC	2	10

Retail New Employee Experience

MY DASHBOARDCLASSESLEARNERSFACILITATORS

Jon Snow

3 Classes | 44 Learners | NORTH CENTRAL

LEARNERS

44

ALL CLASSES

+11 PREVIOUS PERIOD

OVERALL SCORE

84%

ALL CLASS AVG

+3% PREVIOUS PERIOD

ENGAGEMENT SCORE

90%

ALL CLASS AVG

+4% PREVIOUS PERIOD

COMPREHENSION SCORE

80%

ALL CLASS AVG

+2% PREVIOUS PERIOD

MODULE PERFORMANCE

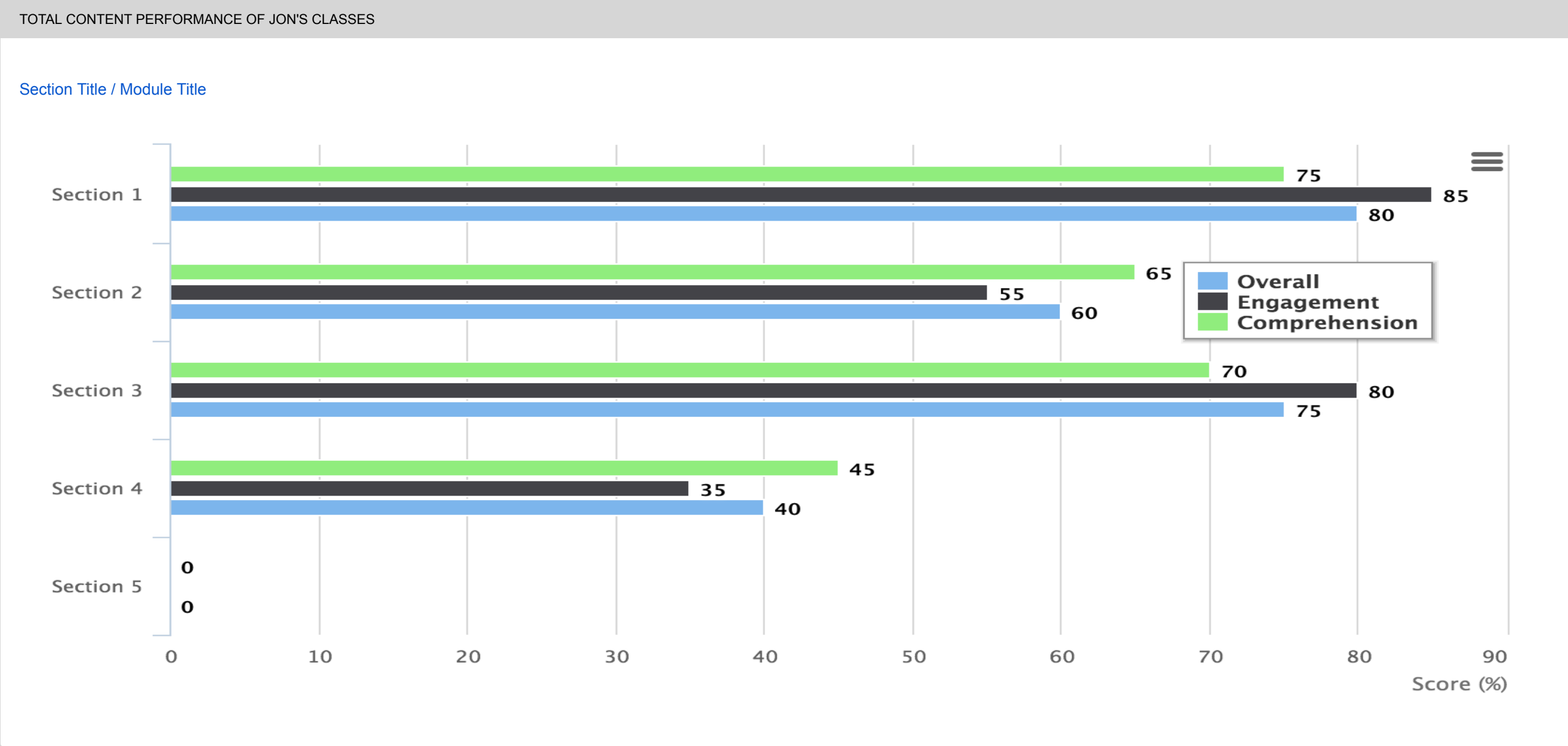
These were the **best performing** modules in Jon's classes.

MODULES	ALL CLASS AVG
<a href="#">Module Title Goes Here</a> Section: Section Title	94%
<a href="#">Module Title Goes Here</a> Section: Section Title	90%
<a href="#">Module Title Goes Here Example of a Long...</a> Section: Section Title	88%
<a href="#">Module Title Goes Here</a> Section: Section Title	93%
<a href="#">Module Title Goes Here</a> Section: Section Title	60%

These were the **lowest performing** modules in Jon's classes.

MODULES	ALL CLASS AVG
<a href="#">Module Title Goes Here</a> Section: Section Title	5%
<a href="#">Module Title Goes Here</a> Section: Section Title	10%
<a href="#">Module Title Goes Here Example of a Long...</a> Section: Section Title	15%
<a href="#">Module Title Goes Here</a> Section: Section Title	20%
<a href="#">Module Title Goes Here</a> Section: Section Title	25%

[See a ranking of all 35 modules >](#)



# Retail New Employee Experience

## MODULE RANKING

This is a ranking of how Jon's classes performed on all **35 modules** in this album.

MODULES			
		AVERAGE OVERALL SCORE	
TOPIC ▼	JON'S CLASSES ▼	NORTH CENTRAL ▼	ALL FACILITATORS ▼
Module Title Goes Here SECTION: Section Title	99%	99%	99%
Module Title Goes Here SECTION: Section Title	95%	95%	95%
Module Title Goes Here SECTION: Section Title	90%	90%	90%
Module Title Goes Here SECTION: Section Title	85%	85%	85%
Module Title Goes Here SECTION: Section Title	80%	80%	80%

# Retail New Employee Experience

MY DASHBOARD

CLASSES

LEARNERS

FACILITATORS

< FACILITATOR PROFILE

Jon Snow

## Module Title Goes Here

Section: Section Title

OVERALL

5%  
ALL CLASS AVG

ENGAGEMENT

3%  
ALL CLASS AVG

COMPREHENSION

0%  
ALL CLASS AVG

### TOPIC PERFORMANCE

TOPICS ▼	ENGAGEMENT AVERAGES			COMPREHENSION AVERAGES		
	ACTUAL MINS ▼	ESTIMATE ▼	DIFF ▼	INPUTS ANSWERED ▼	KCs ANSWERED ▼	KC SCORES ▼
Topic Title Goes Here	1	5	-4	0 / 5	--	--
Topic Title Goes Here	2	3	-1	4 / 5	--	--
Really Super Long Topic Title...	.5	2	-1.5	3 / 5	--	--
Topic Title Goes Here	0	0	0	0 / 5	0 / 5	0% correct
Totals	3.5	10	-6.5	7 / 20	0 / 5	0% correct